

为您的产品保驾护航

PRODUCT DATASHEET

GLASS TUBE FUSE

JFG5F GLASS TUBE FUSE



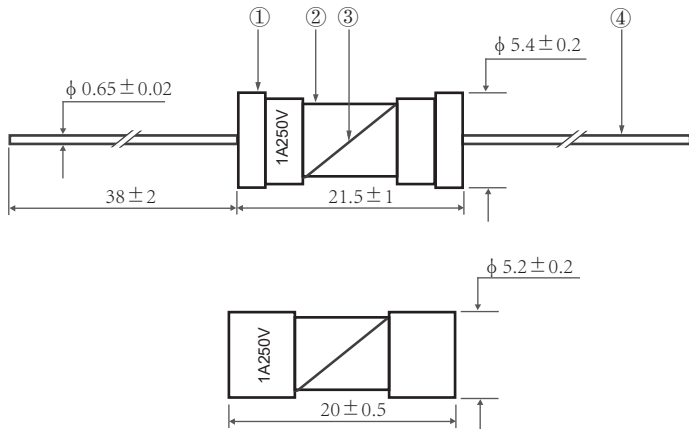
Description

JFG5F ,Fast Acting glass tube fuse,suitable for various kinds of electronic devices' circuit over current protection. Widely used in industrial of Lighting, Power supply and Adapter applications, etc.

Agency Approvals

| Agency | File Number |
|--|-------------|
|  | E486200 |

Dimensions and Structure(mm.)



| NO. | Part Name | Material |
|-----|--------------|---------------------|
| ① | Cap | Nickel Plated Brass |
| ② | Body | Glass Tube |
| ③ | Fuse element | Alloy |
| ④ | Lead wire | Tin Plated Copper |

Operating Characteristics

| % of Ampere Rating(In) | Blowing Time |
|------------------------|--------------|
| 100%*In | 4 hours Min |
| 135%*In | 1 hour Max |
| 200%*Ih | 5 sec Max |

Performance Specification

| Model | Ampere Rating (A) | Voltage Rating (V) | Breaking Capacity | I ² T Melting Integral(A ² .S) |
|--------------|-------------------|--------------------|---------------------------------|--|
| JFG5F0100N/L | 0.10 | 250V/125V | 10000A@125V AC 35A @250V AC | 0.002 |
| JFG5F0125N/L | 0.125 | | | 0.003 |
| JFG5F0160N/L | 0.16 | | | 0.005 |
| JFG5F0200N/L | 0.20 | | | 0.01 |
| JFG5F0250N/L | 0.25 | | | 0.02 |
| JFG5F0300N/L | 0.30 | | | 0.04 |
| JFG5F0315N/L | 0.315 | | | 0.045 |
| JFG5F0350N/L | 0.35 | | | 0.055 |
| JFG5F0400N/L | 0.40 | | | 0.07 |
| JFG5F0500N/L | 0.50 | | | 0.10 |
| JFG5F0630N/L | 0.63 | | | 0.20 |
| JFG5F0750N/L | 0.75 | | | 0.35 |
| JFG5F0800N/L | 0.80 | | | 0.45 |
| JFG5F1100N/L | 1.00 | | | 0.90 |
| JFG5F1125N/L | 1.25 | | | 1.30 |
| JFG5F1150N/L | 1.50 | | 1.60 | |
| JFG5F1160N/L | 1.60 | | 10000A@125V AC 100A @250V AC | 2.50 |
| JFG5F1200N/L | 2.00 | | | 5.80 |
| JFG5F1250N/L | 2.50 | | | 7.60 |
| JFG5F1300N/L | 3.00 | | | 8.1 |
| JFG5F1315N/L | 3.15 | | | 11 |
| JFG5F1350N/L | 3.50 | | | 19 |
| JFG5F1400N/L | 4.00 | | | 28 |
| JFG5F1500N/L | 5.00 | | | 40 |
| JFG5F1600N/L | 6.00 | | | 50 |
| JFG5F1630N/L | 6.30 | | | 64 |
| JFG5F1700N/L | 7.00 | | 10000A@125V AC 200A @250V AC | 107 |
| JFG5F1800N/L | 8.00 | | | 133 |
| JFG5F2100N/L | 10.0 | | | 242 |
| JFG5F2120N/L | 12.0 | | | 380 |
| JFG5F2150N/L | 15.0 | 550 | | |
| JFG5F2160N/L | 16.0 | 670 | | |
| JFG5F2200N/L | 20.0 | 700 | | |
| JFG5F2250N/L | 25.0 | 850 | | |
| JFG5F2300N/L | 30.0 | 1000 | | |

Product Characteristics

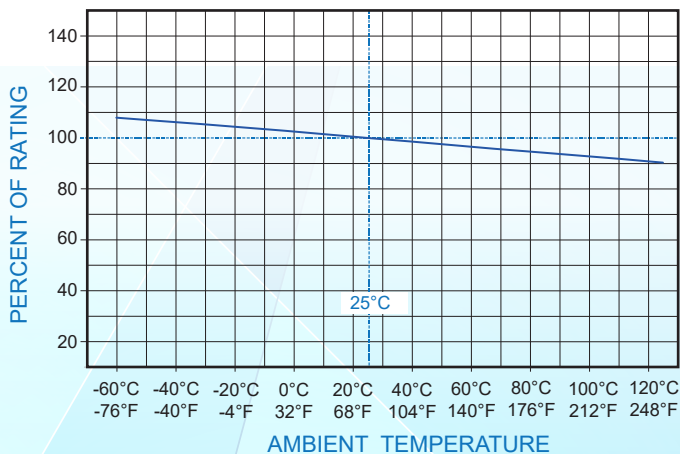
| Item | Contain | |
|---------------------------|---------------------|---------------|
| Lead Pull Strength | 5N for 10±1 Seconds | |
| Lead Thrust Strength | 2N for 10±1 Seconds | |
| Solder ability | Wave | 260°C, ≤3s; |
| | Soldering Iron | 350±10°C, ≤3s |
| Soldering Heat Resistance | Wave | 260°C, 10s |
| | Soldering Iron | 350°C, 5s. |

Electrical Characteristics

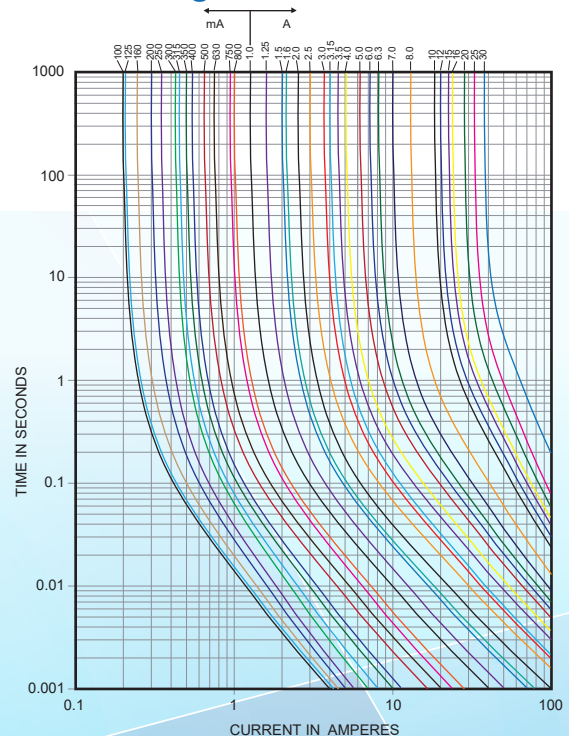
| | |
|------------------|---|
| Test Condition | All electrical test is to be conducted with the ambient air at a temperature of 25±5°C |
| Load capacity | When the fuse loads through 100% of rated current, should blow within 4 hours. |
| Temperature Test | When the 100% times of Ampere Rating passes the fuse, after reaching thermal balance , the temperature on the fuse surface rising shall not be higher than 75°C. Note: Rising temperature = the Surface temperature - Ambient temperature. |

Environmental Characteristic

When choosing the fuse's specification, if the operating environmental temperature beyond the scope from 20~30°C, engineer should consider the environmental temperature's affection to fuses. Please refer: Temperature Rerating Curve:



Average Time-Current Curve

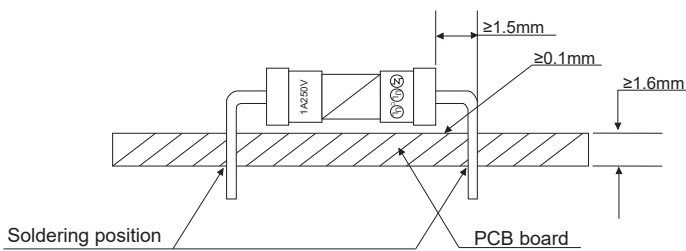


| | |
|------------------------------|--|
| Operating Temperature | -55°C ~ +125°C |
| Stock Condition | Humidity: Relative humidity ≤ 75% store 3 years in average |

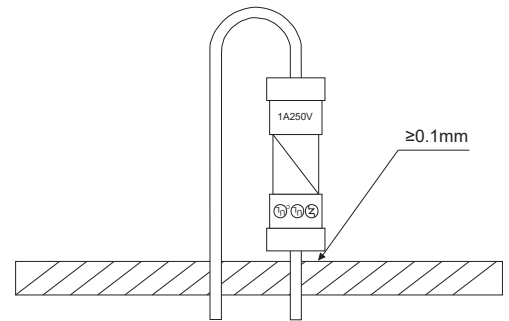
Installation Recommendations

Propose installation way as following picture

A. Horizontal installation



B. Vertical installation

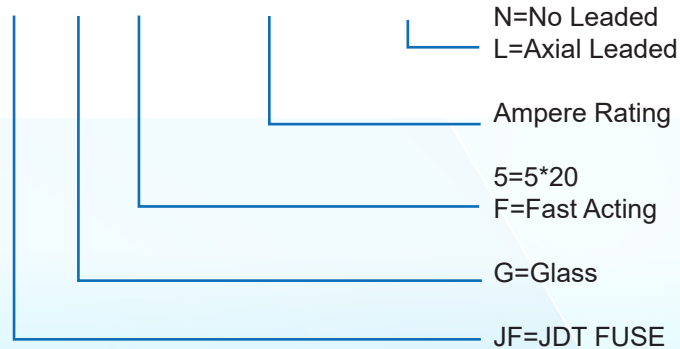


Recommended Soldering Parameters:

| Recommended Soldering Parameters | |
|----------------------------------|-----------------------------------|
| Wave Parameters | Solder Pot Temperature: 260°C Max |
| | Solder Dwell Time 2~5s |
| Hand-Solder Parameters | Solder Iron Temperature: 350±5°C |
| | Heating Time: 5s Max |

Part Number System

JF G 5F XXXX N/L



Packaging

| Shape | Packaging & Quantity |
|-------------|----------------------|
| No Leded | 500 pcs/poly bag |
| Axial Leded | 200 pcs/poly bag |