

为 您 的 产 品 保 驾 护 航

PRODUCT DATASHEET

Blade Fuses

JFP1912 Blade Fuse Devices



Description

The JFP1912 Blade Fuses are the standard for vehicle circuit protection. Its miniature design meets the need for more circuits to be protected while utilizing less space, and its ability to cope with high temperatures in adverse environments makes the JFP1912 blade fuse of recommended choice for protection.

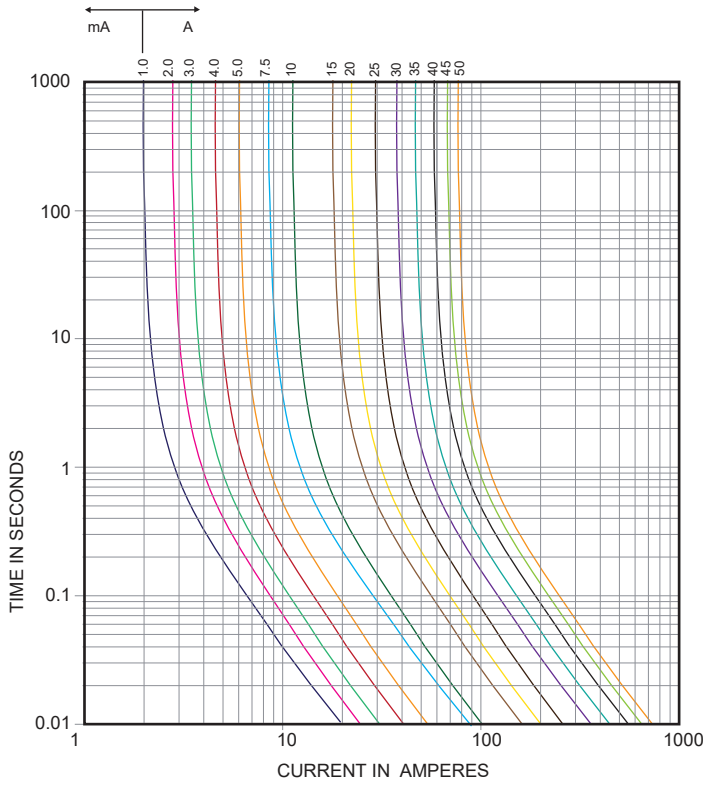
Performance Specification

Model	Current Rating (A)	Interrupting Rating	Voltage Rating	Typ. Voltage Drop(mV)	Cold Resistance (mΩ)	Housing Material Color
JFP1912-1A	1.0	1000A @32VDC	32V DC	225	59.4	灰绿色
JFP1912-2A	2.0			200	43.9	灰色
JFP1912-3A	3.0			175	30.7	玫红色
JFP1912-4A	4.0			175	21.4	玫瑰色
JFP1912-5A	5.0			175	16.1	橙色
JFP1912-7.5A	7.5			150	11.0	褐色
JFP1912-10A	10.0			125	8.4	红色
JFP1912-15A	15.0			125	5.7	浅蓝色
JFP1912-20A	20.0			125	4.5	黄色
JFP1912-25A	25.0			110	3.5	透明色
JFP1912-30A	30.0			100	2.9	浅绿色
JFP1912-35A	35.0			90	2.6	深紫色
JFP1912-40A	40.0			85	2.3	粉红色
JFP1912-45A	45.0			80	2.0	浅紫色
JFP1912-50A	50.0			75	1.8	浅玫红色

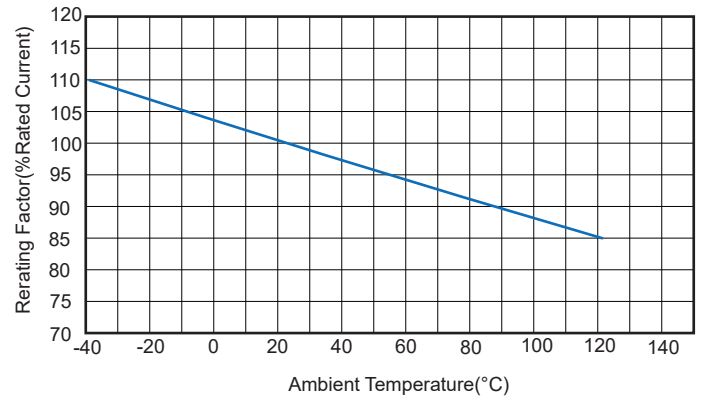
Time Current Characteristics

% of Rating	Opening Time
110	4h min
135	0.75s~1800s
200	0.15s~5s
350	0.04s~0.5s
600	0.02~0.1s

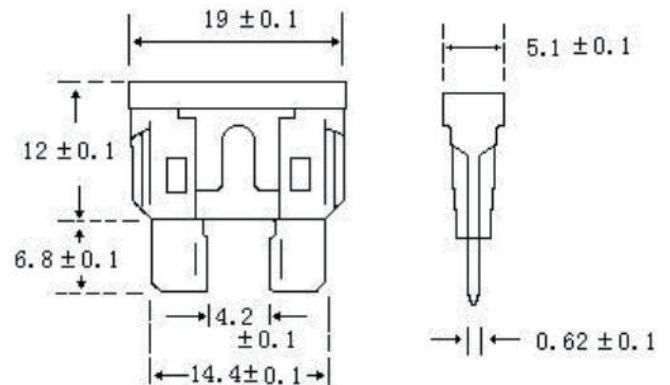
Time-Current Characteristic Curves



Temperature Derating Curve



Dimensions (mm)



Specification

Component level Temperature Range	-40°C~+125°C
System Level Temperature Range	-40°C~+105°C
Terminals	zinc alloy
Housing Material	PC

105°C and 85°C are typical system level temperature requirements.